







# Din Rail Mountable Terminal Blocks

## Fuse Blocks

(ATEX approved)



<p>Fuse holders accommodate a glass fuse sizes:  <b>5x20mm</b>  <b>or 6mm x 32mm</b>          (1/4" x 1 1/4")</p> <p>The fuse holders are made of special grade Phosphor-Bronze which offers low contact resistance</p>	 <p><b>* 5x20mm</b></p>	 <p><b>5x20mm</b>          Top level fuse;          bottom pass through</p>	 <p><b>5x20mm</b></p>	 <p><b>* 1/4" x 1 1/4" fuse</b></p>
	<p><b>Ratings</b>  <b>Part No.</b></p>	<p><b>12-20AWG</b>  <b>600V/7A</b></p>	<p><b>12-24AWG</b>  <b>300V/10A</b></p>	<p><b>18-6AWG</b>  <b>600V/12Amps</b></p>
No indication Gray	KUDF4	KUDDF4	KUF 10	KUFH4
No indication Black	KUDF4-BL	KUDDF4-BL		KUFH4-BL
Fuse Blow indication 24V Gray	KUDF4D1	KUDDF 4D1	KUF 10D1	KUFH4D1
Fuse Blow indication 24V Black	KUDF4D1-BL	KUDDF 4D1-BL		KUFH4D1-BL
Fuse Blow ind. 120V-220V Gray	KUDF4A2	KUDDF4A2	KUF 10A2	KUFH4A2
Fuse Blow ind. 120V-220V Black	KUDF4A2-BL	KUDDF4A2-BL		KUFH4A2-BL
<b>Technical Data</b>				
Stripping length	9mm	9mm	10mm	12mm
Screw tread/tightening torque	M3/6 Lb-in	M3/7Lb-in	M4/12Lb-in	M3/8Lb-in
L/W/H mm	58/8/42.5 mm	74/8/51.5 mm	66/12/55.75	77.75/9/53.5 mm
<b>Accessories</b>				
End Cover	Not needed	Not needed	EPF	EPFH
Insulated side jumper 	UFSL-2W, 3W, 4W; 5W; 10W	UFSL-2W, 3W, 4W; 5W; 10W	Not available	<b>30790/9</b> – 10 pole side jumper with <b>30790/9IS</b> (insulation pc.)
Labels 	KN6.5 KN8	KN8	KN10	KN8
End Stopper	SCKN	SCKN	SCKN	SCKN
<b>Glass Fuses</b> T=time delay; F=fast (Please call )	WF520TorF /X (X= current max. 10Amps)	WF520T (F) /X (X= current max. 10Amps)	WF520T (F) /X (X= current max. 10Amps)	WF06332 T or F/X (X=current max 10 Amps)

\* Available in black or gray color

### Services

<b>Custom terminal block assemblies</b>
<b>Custom terminal block labels</b> (with numbers, letters, symbols, etc. For Elmex and Woertz)