



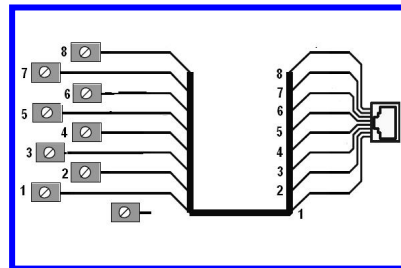
## Interface RJ45

The EB-IM4-RJ45 series of interface modules provide a transition from popular multi-pin connectors (8-pin RJ45 connectors) to standard terminal blocks.

These modules mount to standard DIN 35mm rail. Boards are equipped with a series of plated through holes to enable the addition of soldered components.



EB-IM4-RJ45-4-2



Description	1 Channel	4 Channel
*With 1 Plug type RJ45	EB-IM4-RJ45-1	
*With 2 Plugs type RJ45	EB-IM4-RJ45-1-2	
8 plugs – 2 per channel – 4 chanel		EB-IM4-RJ45-4-2
With 1 Plug type RJ45-Sheilded version	EB-IM4-RJ45-1-S	
<b>Technical Data</b>		
<b>Number of Poles</b>	8 poles (RJ45)	
<b>Max. Voltage</b>	125 VAC	
<b>Continuous current</b>	Max.1.5 A	
<b>Operating Temperature</b>	-40°C to + 60°C	
<b>Wire size of terminals</b>	26-12 AWG	
<b>Dimensions LxWxH mm</b>	33 x 92x60mm	

Also available 2, 3 and 4 Channels with 1 or 2 plugs...please call for availability

### Accessories:

<b>Fuse Holders</b> 5x20mm glass fuse	<b>KUDF4</b> (without ind.)	<b>KUDF4D1</b> (24V ind.)	<b>KUDF4A2</b> (120-220VAC ind.)
--	-----------------------------	---------------------------	-------------------------------------