

Motor Control and Protection...Three Pole Contactors



Control circuit: AC

Model Name	Aux. contacts		Rated Insulation voltage Ui	AC1 Duty 0<=40°C Ith /Ie	AC3 Duty 3 Phase				AC3 Duty 1 Phase		Approvals	
	N/O	N/C			220V KW HP	380V KW HP	440V KW HP	575V KW HP	120V KW HP	230V KW HP		
C-09D10	1	-	1000V	16A / 9A	2.2	3.7	3.7	3.7	0.37	1.5	UL _{CS} CB ₂₅ CE	
C-09D01	-	1			3	5	5	5	0.75	2		
C-11D10	1	-	1000V	25A /12A	3	5.5	5.5	5.5	0.55	1.5		
C-11D01	-	1			4	7.5	7.5	7.5	0.75	2		
C-12D10	1	-	1000V	25A /16A	4	7.5	7.5	7.5	0.75	2.2		
C-12D01	-	1			5.5	10	10	10	1	3		
C-18D10	1	-	1000V	32A /22A	5.5	11	11	11	1.5	3.7		
C-18D01	-	1			7.5	15	15	15	2	5		
C-25D10	1	-	1000V	40A /32A	7.5	15	15	15	2.2	4		CB ₂₅ CE
C-25D01	-	1			10	20	20	20	3	5.5		
C-35D10	1	-	1000V	50A /42A	11	19	19	19	3	5.5		
C-35D01	-	1			15	25	25	25	4	7.5		

Model	N/O	N/C	Ui	Ith /Ie	HP 220V	HP 380V	HP 440V	HP 575V			Approvals
C-45D11	1	1	1000V	60A/55A	20	40	40	40			CE
C-55D11	1	1	1000V	80A/65A	25	45	45	45			
C-65D11	1	1	1000V	90A/80A	30	50	50	50			
C-80D11	1	1	1000V	125A/105A	35	60	75	75			
C-110D11	1	1	1000V	130A/110A	40	75	75	80			

Model Designation for C series: C- 12D 10 G7
1 2 3

1. Type

C	09D 11D 12D 18D 25D 35D 45D 55D 65D 80D 110D
---	--

2. Auxiliary Contacts


10	1a	01	1b
11	1a1b	22	2a2b

3. Coil Voltage

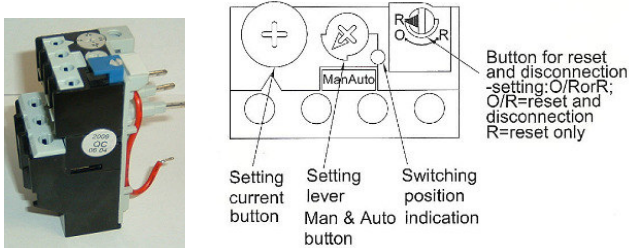
Coil for C-09D to C-100D (AC)							
24V	110V	120V	220V	230V	240V	400V	480V
A7	D7	E7	G7	H7	I7	K7	N7


Three Pole Contactors

control circuit: DC


Model Name	Aux. contacts Side Mount CA8		Coil	AC1 Duty 0<=40°C Ith /Ie	AC3 Duty 3 Phase				AC3 Duty 1 Phase		Approvals
	N/O	N/C			220V KW HP	380V KW HP	440V KW HP	575V KW HP	120V KW HP	230V KW HP	
C-09DC11AD	1	1	24VDC	20A / 9A	2.2 3	3.7 5	3.7 5	3.7 5	0.37 0.75	1.5 2	
C-11DC11AD	1	1	24VDC	25A /12A	3 4	5.5 7.5	5.5 7.5	5.5 7.5	0.55 0.75	1.5 2	
C-12DC11AD	1	1	24VDC	25A /16A	4 5.5	7.5 10	7.5 10	7.5 10	0.75 1	2.2 3	
C-18DC11AD	1	1	24VDC	32A /22A	5.5 7.5	10 15	10 15	10 15	1.5 2	3.7 5	
C-25DC11AD	1	1	24VDC	40A /32A	7.5 10	15 20	15 20	15 20	2.2 3	4 5.5	

Thermal Overload Relays



Part No.	Relay Setting Range	Contactors	Motor Capacity (HP)					Approval
			1 phase		3 phase			
			100-110V	200-220V	200-220V	380-440V	500-550V	
NTH-0.5	0.35-0.5A	C-09D				0.125		
NTH-0.75	0.5-0.75A	C-09D			0.125	0.25		
NTH-1.05	0.75-1.05A	C-09D					0.5	
NTH-1.45	1.05-1.45A	C-09D			0.25	0.5	1	
NTH-1.9	1.4-1.9A	C-09D		0.125	0.75			
NTH-2.5	1.8-2.5A	C-09D		0.25	0.5	1	1.5	
NTH-3	2.4-3A	C-09D				1.5	2	
NTH-4	2.9-4A	C-09D	1/8	0.5	1	2		
NTH-5	3.8-5A	C-09D	1/4	0.75		3	3	
NTH-6.5	4.5-6.5A	C-09D	1/2	0.75	1.5		5	
NTH-8	6-8A	C-09D	1/2		2	5		
NTH-11	8-11A	C-11D		1.5	3		5	
NTH-14	11-14A	C-12D	0.75	2	4	7.5	10	
NTH-15	10-15A	C-12D	0.75	2	4	7.5	10	
NTH-17	14-17A	C-12D	1	2	5	10	15	
NTH-21	17-21A	C-18D	1.5	3		15	20	
NTH-25	21-25A	C-18D	2	4	7.5		20	
NTH-28	24-28A	C-25D				20		
NTH-32	26-32A	C-25D		5	10		25	
NTH-38	30-38A	C-35D				25	30	
NTH-44	36-44A	C-35D		7.5	15	30	40	

Replacement coils for contactors:

	Applicable Contactor	Model No	Applicable Contactor
Model No			
CL-09D	C-09D-C-18D	CL-09DC	C-09DC-C-18DC
CL-25D	C-25D-C-35D	CL-25DC	C-25DC-C-35DC
CL-45D	C-45D-C-65D	CL-45DC	C-45DC-C-65DC
CL-80D	C-80D-C-100D	CL-80DC	C-80DC-C-100DC

Model Designation:

1. Type

C	09D 25D 45D 80D 09DC 25DC 45DC 80DC
---	--






CL- 09D G7

2. Coil

1 2

Detail Page 26

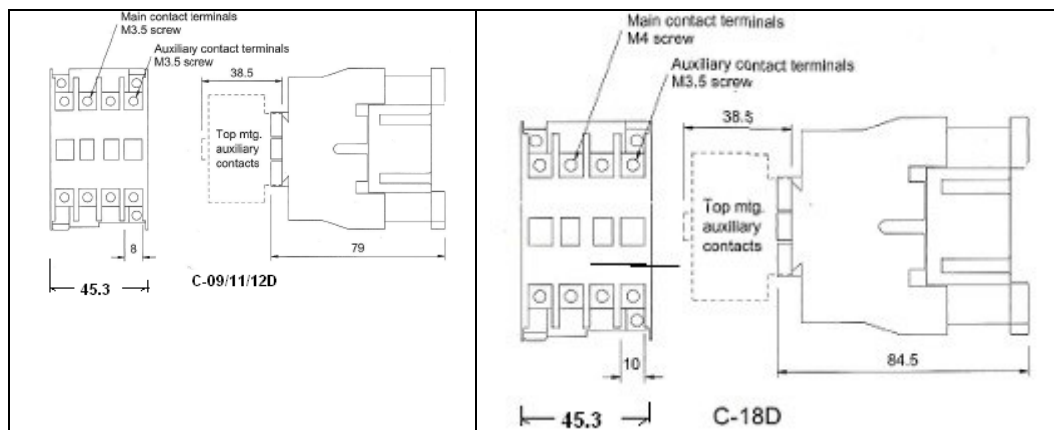
Auxiliary Contact Blocks

							
Catalogue name	Applicable Contactor	Auxiliary Contacts N/O	N/C	Insulation Voltage	Thermal Current	Approval	
CA1-D20		2	-				
CA1-D11		1	1				
CA1-D02		-	2				
CA1-D40		4	-				
CA1-D31		3	1	660V	10A	CE SP [®] US	
CA1-D22	C-09D to C-100D11	2	2				
CA1-D13		1	3				
CA1-D04		-	4				
CA8-D20		2	-				
CA8-D11		1	1				
CA8-D02		-	2				
CA9-D02		-	2				

CA1 : Top Auxiliary Contacts Blocks

CA8 : Side Auxiliary Contacts Blocks

CA9 : Mechanical Interlock



Enclosed Motor Starters



(MS1 IP65)

Horse Power	Part Number	Description	Approvals
230V 3 PHASE			
1/2	MS1-09D3H7NN2.53P	1/2 HP / 230V / 3 PHASE	CE
3/4	MS1-09D3H7NN33P	3/4 HP / 230V / 3 PHASE	
1	MS1-09D3H7NN43P	1 HP / 230V / 3 PHASE	
1 1/2	MS1-09D3H7NN6.53P	1 1/2 HP / 230V / 3 PHASE	
2	MS1-09D3H7NN83P	2 HP / 230V / 3 PHASE	
3	MS1-11D3H7NN113P	3 HP / 230V / 3 PHASE	
5	MS1-12D3H7NN173P	5 HP / 230V / 3 PHASE	
10	MS1-25D3H7NN323P	10 HP / 230V / 3 PHASE	
480V 3 PHASE			
1/2	MS1-09D3N7N1.053P	1/2 HP / 480V / 3 PHASE	CE
3/4	MS1-09D3N7N1.453P	3/4 HP / 480V / 3 PHASE	
1	MS1-09D3N7N1.93P	1 HP / 480V / 3 PHASE	
1 1/2	MS1-09D3N7N33P	1 1/2 HP / 480V / 3 PHASE	
2	MS1-09D3N7N43P	2 HP / 480V / 3 PHASE	
3	MS1-09D3N7N53P	3 HP / 480V / 3 PHASE	
5	MS1-09D3N7N853P	5 HP / 480V / 3 PHASE	
10	MS1-12D3N7N143P	10 HP / 480V / 3 PHASE	

Other coil voltages available

Please call for single phase starters in a box and for larger horsepower models.

AC Motor Starters

Model Designation

