

# Din Rail Mounted Terminal Blocks

## Corrosion resistant








<b>Corrosion resistant terminal block</b> with nickel-plated clamps and cross connectors; stainless steel screws				
	<b>Part No.</b>			
	<b>UBT 2.5 N</b>	<b>UBT 4</b>	<b>UBT 6</b>	<b>UBT 10</b>
	24-12 AWG 600V/26A	24-10 AWG 600V/35A	24-8 AWG 600V/50A	24-6AWG 600V/65A
<b>Technical Data</b>				
Stripping length	7mm	8mm	10 mm	10mm
Screw tread/tightening torque	M3/5Lb-in	M3/6Lb-in	M4/13Lb-in	M4/13Lb-in
L/W/H mm	42.5/5/45.9 mm	42.50/6/45.9 mm	42.5/8/45.9 mm	42.5/10/45.9 mm
<b>Accessories</b>				
End Cover	UPX			
Fixed Bridge	Not available			
2-pole		SLU4-2W	SLU6-2W	SLU10-2W
3-pole		SLU4-3W	SLU6-3W	SLU10-3W
4-pole		SLU4-4W	SLU6-4W	SLU10-4W
5-pole		SLU4-5W	SLU6-5W	SLU10-5W
10-pole		SLU4-10W	SLU6-10W	SLU10-10W
*colors	UBT2.5N (G) gray (other colors special order)	UBT4 (G) gray UBT4 (B) Blue UBT4 (R)red UBT4 (BL)black UBT4 (GR) green UBT4 ( Y) yellow	UBT6 (G) gray	UBT10 (G) gray UBT10( B ) blue
Separating Plate	KBXF			
Terminal strips	U5	U6	U8	U10
Din 35mm rail	3401/SE - slotted			
End Stopper	SCKN			

**\* Colors are available for entire range of terminal blocks**

# Din Rail Mountable Terminal Blocks

## Multi-level terminal blocks

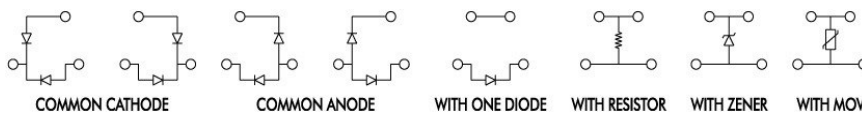


Multi level terminals are perfect where space is a constraint and high density wiring is needed. UBT and UBDD are corrosion resistant!	<b>Corrosion resistant</b> 	<b>Corrosion resistant</b> CE (D N S F) 	<b>Double deck</b> 	<b>1 polarity</b> CE (D N S F) Ex 
<b>Ratings</b>	<b>24-10AWG</b>	<b>24-10AWG</b>	<b>20-12AWG</b>	<b>20-12 AWG</b>
<b>Part No.</b>	<b>300V/30A</b>	<b>300V/35A</b>	<b>300V/20A</b>	<b>600V/10A</b>
Gray	UBT4 TWIN (G)	UBDD4 (G)	KUDD4N	
Blue	UBT4 TWIN (B)	UBDD4 (B)	KUDD4N-B	KU2D4S (B)
Red	UBT4 TWIN (R)			
Black	UBT4 TWIN (BL)			KU2D4S (BL)
White	UBT4TWIN (W)			
<b>Technical data</b>				
Stripping length	8mm	8mm	9mm	9mm
Screw tread/tightening torque	M3/5LB-in	M3/5LB-in	M3/6LB-in	M3/6LB-in
L/W/H mm	46x6x46 mm	56x6.1x61	62.5x6x65.4	50x6x50.8
<b>Accessories</b>				
End cover	UP TWIN	UPDD	KPDDN	EPDD
Fix Bridge 2; 3; 5; 10-pole	SLU 4- 2W;3W;5W; 10W	SLU 4- 2W;3W;5W; 10W	CCLADDN- 2W; 3W;4W;5W;10 W	Comb link SLCM2.5- 2W; 3W; 4W; 5W; 10W
Labels 	KN 5.5	U6	KN5.5	KN5.5
Din 35mm rail	3401/SE - slotted			
End Stopper	SCKN	SCKN	SCKN	SCKN

**Note: Colors are available for entire range of terminal blocks**







### Component Housing

A variety of components can be mounted in the housing of a two level terminal block  
KUDD4-R (resistor); -D (diode) – M (MOV)




# Economy Single level Feed through (ATEX approved)



<b>K series</b> of terminals are made of Polyamide 6.6 housing. Screw clamps are a U-shaped steel part and a washer base screw. Current bars are made of Electrolytic Copper.				
	<b>Part No.</b>			
	<b>KUT2.5</b>	<b>KUT4</b>	<b>KUT6</b>	<b>KUT10</b>
	<b>Wire Size / Rating</b>	12-20 AWG 600V/25A	10-20 AWG 600V/35A	8-20 AWG 600V/50A
<b>Stripping length</b>	10mm	12mm	12mm	12mm
<b>Screw tread/tightening torque</b>	M3/7 Lb-in.	M3/7 Lb-in	M3.5/14 Lb-in	M4/14 Lb-in
<b>L/W/H mm</b>	42.5x6x41	42.5x6.7x46.4	42.5x8x46.4	42.5x10x46.4
<b>End Cover</b>	KPNS	KPX		
<b>Fixed Bridge</b>				
2-pole	CCLMK2.5-2W	CCLA2.5-2W	CCLA6-2W	CCLA10-2W
3-pole	CCLMK2.5-3W	CCLA2.5-3W	CCLA6-3W	CCLA10-3W
5-pole	CCLMK2.5-5W	CCLA2.5-5W	CCLA6-5W	CCLA10-5W
10-pole	CCLMK2.5-10W	CCLA2.5-10W	CCLA6-10W	CCLA10-10W
<b>Shorting link</b> 				
2-pole	Not available	PSL2.5-2W	PSL6-2W	PSL10-2W
 <b>Insulated side jumper</b>				
2; 3;4;5;10 pole	SLCM2.5-2W;3W;4W;5W;10W	SLC2.5-2W;3W;4W;5W;10W	SLC6-2W;3W;4W;5W;10W	Not available
<b>Partition Plate</b>	KBXF			
<b>Colors:</b>				
Gray	KUT2.5 (G)	KUT4 (G)	KUT6 (G)	KUT10 (G)
Blue	KUT2.5 (B)	KUT4 (B)	KUT6 (B)	KUT10 (B)
Red	KUT2.5 (R)	KUT4 (R)		
Black	KUT2.5 (BL)	KUT4 (BL)		
White	KUT2.5 (W)	KUT4 (W)		
Yellow	KUT2.5 (Y)	KUT4 (Y)		
Green	KUT2.5 (GR)	KUT4 (GR)		
<b>Making Label (blank)</b>	KN5.5	KN6.5	KN8	KN10
<b>Din 35mm rail</b>	3401/SE – slotted			
<b>End Stopper</b>	SCKN			

## New N-series... Identical profile using common accessories

	<b>KUT2.5N (G)</b>	<b>KUT4N (G)</b>	<b>KUT6N(G)</b>	<b>KUT10N(G)</b>
	12-20AWG; 600V 20A	10-20AWG;600V 30A	8-20AWG; 600V 50A	6-16AWG;600V 65A
	LxWxH 41.5x5x51mm	LxWxH 41.5x6x51mm	LxWxH 41.5x8x51mm	LxWxH 41.5x10x51mm
UL;CE				
<b>End cover</b>	KPXN			

# Economy Single level Feed through (ATEX approved)



<b>K series</b> of terminals are made of Polyamide 6.6 housing. Elmex Screw clamps a U-shaped steel part and a washer base (cheese head) screw. Current bars are made of Electrolytic Copper.						
	<b>Part No</b>					
	<b>KUT16</b>	<b>KUT25</b>	<b>KUT35</b>	<b>KUT50</b>	<b>KUT95</b>	
	Wire Size / Rating	3-12 AWG 600V/100A	2-10 AWG 600V/115A	1-14 AWG 600V/140A	2/O-6 AWG 600V/150A	4/O-2 AWG 600V/230A
	<b>Technical Data</b>					
Stripping length	15mm	15mm	17mm	24mm	33mm	
Screw tread/tightening torque	M4/17 Lb-in	M5/20 Lb-in	M6/38 Lb-in	M6/60 Lb-in	M8/160 Lb-in	
L/W/H mm	44.5x12x51	45x12x56	51x17x58	71x20.5x75.5	83x25x90.5	
<b>Accessories</b>						
End Cover	KPY	KPT	Not required			
Fixed Bridge 2-pole 3-pole 5-pole	CCLA16-2W CCLA16-3W CCLA16-5W	CCLA25-2W CCLA25-3W CCLA25-5W	CCLA35K-2W CCLA35K-3W CCLA35K-5W -----	Not available	Not available	
Shorting link 2-pole	PSL 16-2W		PSL 35K-2W	Not available		
Partition Plate	KBY				Not required	
Making Label	KN10					
Din 35mm rail	3401/SE - slotted					
End Stopper	SCKN					

- Other colors available upon request (blue, red, yellow, black, green)