



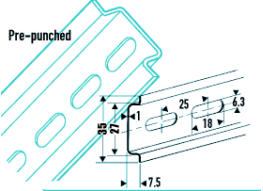
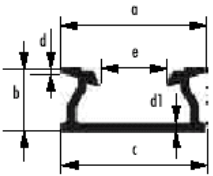
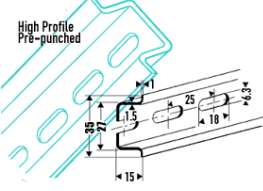
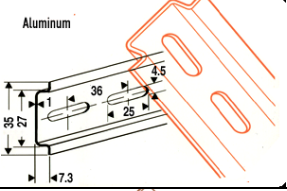
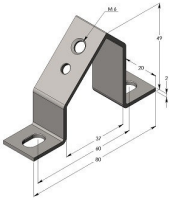
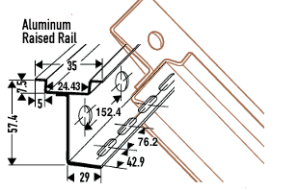
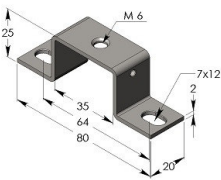


Accessories

| | | | | |
|---|---|--|--|--|
| <p>End Stoppers Also referred to as End Stoppers. Various types of End stoppers are available to suit different channels. End Stoppers can also be used as “spacers” to increase creepage distance between two terminals</p> | | | | |
|  <p>SCKN</p> | <p>SCKN (2 screws) Din 35mm</p> | |  | <p>Part No. 30370; Heavy duty nickel-plated brass end stopper with screw - for Din 35mm rail</p> |
|  <p>SCUSL</p> | <p>SCUSL (screwless) Din32mm and Din 35mm</p> | |  | <p>Part No. 30199; End stopper of aluminum alloy with plastic end barrier - for 35mm rail. (crosses to AB 1492-EAH35)</p> |

Din Rail

| | | | |
|---|---|--|--|
|  <p>Pre-punched</p> | <p>Part No.: 3401/SE Low profile; slotted Galvanized Steel Rail 2 meter lengths</p> <hr/> <p>Part No.: 3401IN/SE Low profile; slotted Stainless Steel 2 meter lengths</p> | |  <p>Part No. 80291</p> |
|  <p>High Profile Pre-punched</p> | <p>Part No.: 3490/S-TH High profile; slotted Galvanized Steel rail 2 meter lengths</p> | | <p>80291 -Combination Aluminum Rail - External dimension is 35mm; Internal channel is made for anchoring studs series 4420 and cable brackets series Dimensions: a=35mm, b=15mm, c=35mm, d=1mm, d1=1.8mm, e=16.7mm</p> |
|  <p>Aluminum</p> | <p>Part No. WR-35AL/S Low profile; slotted Aluminum 1 meter lengths</p> | | <p>Support Brackets:</p>  |
|  <p>Aluminum Raised Rail</p> | <p>Part No. WR-35ALRR Raised rail (2 1/4") Aluminum 1 meter lengths</p> | |  <p>WB-1E - 20mm WB-2E - 40mm WB-3E - 70mm WB-4E - 90mm</p> <p>Angled: STE-WB-Angled</p> |