

Touch button and pickup light

Features



EJ22 Touch button & pickup light

The EJ22 series touch button products can display status information with the touch of a finger. They have a variety of input/output types and methods, suitable for various applications, and are sturdy in shape and easy to install.

- 30mm hemispherical light-emitting surface, neutral color in OFF state
- Can be touched directly with hands or gloves
- Output type, normally open/normally closed optional
- Various output states, instantaneous, alternate and delayed output
- Output mode, NPN/PNP
- Monochrome, two-color, or three-color mode, with various colors
- Optional custom laser label
- IP68 or IP69K, suitable for high pressure water flushing environment

Select code

对应编号 Corresponding number	LED颜色													
	EJ22	-	2	7	1	TS	P	□	F1	/	灯1	灯2	灯3	
	1		2	3	4	5	6	7	8		9	10	11	
1	Install size	22mm												
2	Action style	2: Momentary							3: Maintained					
3	Shape of top	7: Ring Illumated												
4	Contact type	1:1NO												
5	Touch switch	TS												
6	Modular contact	P: PNP Input, PNP Output							N: NPN Input, NPN Output					
7	Connection method	无: 1.5m cable							Q: M12 quick connector					
8	Function Description	F1: Lamp independent (dual signal)							F2: Light control (dual signal)					

Function Description

EJ22 touch switch series, touch activation indicator, and realize the conventional functions of signal input and output are the following two:

F1: When signal 1 is input, light 1 in ON, when signal 2 is input, light 2 in ON, and when touch is activated, light 3 is ON and the signal is output.

F2: When signal 1 is input, light 1 is ON, when signal 2 is input, light 1 is OFF, and light 2 is ON, When touch is activated, light 1 and light 2 are OFF, and light 3 is ON and the signal is output.

9. Lamp 1, 10. Lamp 2, 11. Lamp 3) LED color

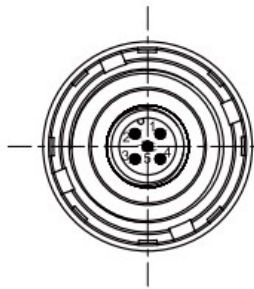
/Red	
/Green	
/Blue	
/White	
/Yellow	

- Independent light, independent input/output mode, up to 3 indicator colors, independent input control, output activation through touch, and completely independent.
- Light control function, the work light is always on during work input, the light is OFF when touched, the signal is output when touched, and induction light is given priority, Touch when there is no work input signal, the error indicator is ON, and the signal is output.

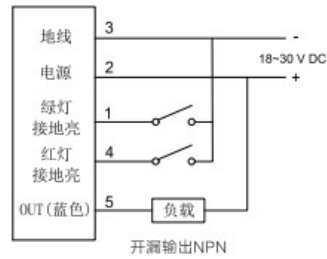
Touch button and pick up light

Wiring diagram (three-color 5P)

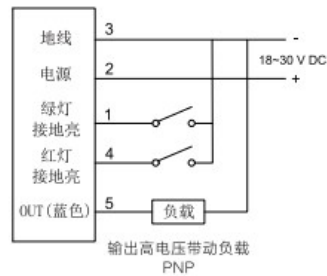
2 white +
3 blue -
1 brown-red LED
4 black green LED
5 gray- to load



2 电源
3 地线
1 绿灯 接地亮
4 红灯 接地亮
5 负载 开漏输出



红色/Red	R
绿色/Green	G
黄色/Yellow	Y
蓝色/Blue	B
白色/White	W
琥珀色/Amber	A



红色/Red	R
绿色/Green	G
黄色/Yellow	Y
蓝色/Blue	B
白色/White	W
琥珀色/Amber	A

Dimensions

